



# BUDGET BILL 2023

## NATIONAL GOVERNMENT PUBLIC INVESTMENT

Director  
Marcos Makón

Directorate of Budget Analysis

Analysts  
Julieta Olivieri

October 11, 2022  
ISSN 2683-9598

## Contents

<b>Executive Summary .....</b>	<b>4</b>
<b>Public Investment by component.....</b>	<b>5</b>
Real Direct Investment .....	5
Investment Projects .....	6
Capital goods procurement.....	8
Capital Transfers.....	9
<b>Public Investment by function .....</b>	<b>10</b>
<b>Public Investment by region .....</b>	<b>14</b>
<b>Public Investment by financing source .....</b>	<b>15</b>
<b>National Public Sector Investment .....</b>	<b>17</b>
<b>Methodological aspects .....</b>	<b>19</b>
<b>Annexes .....</b>	<b>20</b>

## List of Tables

Table 1. Composition of Public Investment .....	5
Table 2. Real Direct Investment.....	6
Table 3. Top 20 Investment Projects.....	6
Table 4. Works with impact on future fiscal years by entity .....	7
Table 5. Capital Goods Procurement by entity.....	8
Table 6. Procurement of goods and services with impact on future years by entity .....	9
Table 7. Capital Transfers by Recipient.....	10
Table 8. Public investment by function .....	11
Table 9. Public investment by region.....	14
Table 10. National Public Sector Investment.....	17
Table 11. Rest of the National Public Sector by subsector.....	18
Table 12. Public investment by component and by province .....	20
Table 13. Main investment projects by province.....	21

## List of Figures

Figure 1. National Government Public Investment.....	5
Figure 2. Recipients of Capital Transfers .....	10
Figure 3. Public Investment in Transportation .....	11
Figure 4. Public Investment in Housing and Urban Development.....	12
Figure 5. Public Investment in Energy, Fuel and Mining .....	12
Figure 6. Public Investment in Potable Water and Sewerage .....	13
Figure 7. Public Investment in Education and Culture.....	13
Figure 8. Public Investment in Science and Technology .....	14
Figure 9. Public investment by source, recipient and financing institutions.....	16
Figure 10. Composition of NPS investment by institutional subsector .....	17

## Executive Summary

The National Government Budget Bill for 2023 (PP2023) estimates Public Investment to reach ARS2,261.58 billion next year, equivalent to 1.5% of the Gross Domestic Product (GDP). This figure implies maintaining the investment levels estimated for the closing of 2022 in terms of GDP (ARS1,225.858 billion, equivalent to 1.5% of GDP), although with a real variation of 4.8% year-on-year (YoY), due to the growth of both Real Direct Investment (RDI) and capital transfers CT) which rose by 3.2% YoY and 5.5% YoY, respectively.

The RDI, one of the two components of public investment, which is directly executed by the National Government, totals ARS717.757 billion. It consists of investment projects (ARS489.252 billion) and the procurement of capital goods (ARS228.305 billion), with dissimilar behavior between the two items. The appropriation for projects shows an increase of 15.0% YoY, whereas the purchase of capital goods is expected to decrease by 15.3% YoY. The investment project with the highest budgetary significance is the Construction and Rehabilitation of Urban Corridors in the Buenos Aires Metropolitan Area ("MAS Program, Stage III"), with ARS37.3 billion, and the purchase of computer equipment for distribution in schools within the framework of the *Conectar Igualdad* program (ARS78.746 billion) leads capital goods.

Capital Transfers, the second component of public investment, reaches ARS1,544.023 billion and includes funds allocated to finance projects and equipment procurement in institutions that are not part of the Central Administration. These funds are expected to increase by 5.5% compared to 2022. From the recipients' standpoint, transfers to government-owned companies and trust funds within the National Public Sector (ARS1,055.265 billion) accounting for 68.3% of capital transfers and almost half of total public investment (46.6%) stand out. *Energías Argentinas SA* (ENARSA) is the main recipient of these funds (ARS355.020 billion), whose allocations will be used for the construction of gas pipelines (especially the construction of Stage I of the Néstor Kirchner Gas Pipeline which is part of the national production system *Transport.Ar* between the towns of Tratayen and Salliqueló) and the support to the construction of Kirchner-Cepernic hydroelectric projects on the Santa Cruz River. Next in order of budgetary significance are the appropriations for the *Pro.Cre.Ar* Trust Fund (ARS183.094 billion), which will grant personal loans and mortgages for the improvement of existing housing or the construction of new ones, for the company *Agua y Saneamientos Argentinos* (AYSA SA) (ARS182.319 billion), which will finance the execution of potable water and sewage treatment works in the Metropolitan Area of Buenos Aires, and for the Social Housing Trust Fund (Programa *Casa Propia*) (ARS165.483 billion). In second place, the provinces and municipalities will receive ARS182.319 billion, whose allocations would contract by 20.1% YoY compared to 2022. This is to the detriment of those made to companies and trust funds, which, on the contrary, would increase by 20.0% YoY in real terms with respect to the closing execution estimated for 2022.

In terms of the geographic location of investment, 40.1% will be concentrated in the item "unspecified" (ARS907.811 billion), which refers to national and interprovincial works and capital transfers and would increase by 33.6% YoY. The Pampas region follows with 36.9% (ARS834.556 billion), whose appropriations will decrease by 18.9% YoY, primarily due to the reduction in the allocations of the Autonomous City of Buenos Aires (-38.8% YoY). Finally, the 48.8% growth forecast for the Patagonian region stands out, primarily due to the allocations of the province of Santa Cruz (133.5% YoY).

Domestic sources, mainly from the National Treasury and domestic credit, account for 75.7% of the financing of investment spending. The remaining 24.3% is basically covered by external credit. The main entities receiving loans will be the Ministry of Economy and the Ministry of Public Works, and the main financing institutions will be the China Development Bank (CDB) and the Inter-American Development Bank (IDB).

## Public Investment by component

The Public Investment (PI) forecast for fiscal year 2022 amounts to ARS2,261.58 billion, which represents a 4.8% real<sup>1</sup> increase compared to the closing projection for 2022. Increases are expected both in Capital Transfers (5.5% YoY) and in Real Direct Investment (3.2% YoY), which groups investment projects and the procurement of capital goods. In terms of the share of investment in GDP<sup>2</sup>, no variations are expected.

**Table 1. Composition of Public Investment**

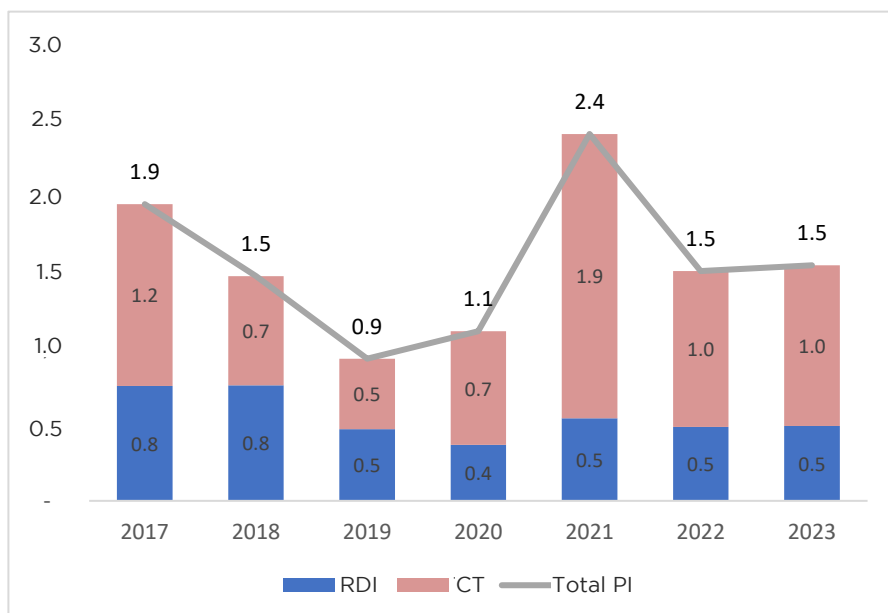
2022 and 2023, in ARS millions, execution %, real var. %YoY, GDP %, and percentage points var.

PI component	2022	2023	Var % YoY	Real var. % YoY	2022 GDP %	2023 GDP %	P.p. var.
Real Direct Investment	394,725	717,557	81.8	3.2	0.5	0.5	0.0
Capital Transfers	831,132	1,544,023	85.8	5.5	1.0	1.0	0.0
Total	1,225,858	2,261,580	84.5	4.8	1.5	1.5	0.0

SOURCE: OPC based on 2023 Budget Bill

**Figure 1. National Government Public Investment**

2017-2023, as % of GDP



Public investment shows a recovery since fiscal year 2020, after falls in the 2015-2019 term. In fiscal year 2021, the increase was driven by capital transfers to trust funds and state-owned enterprises, which accounted for 60% of the annual execution in the last two months of the year. As for 2023, it is expected to remain at similar levels to the current fiscal year (1.50% of GDP in 2022 and 1.54% of GDP in 2023).

SOURCE: OPC based on E.Sidif, INDEC and 2023 Budget Bill.

## Real Direct Investment

The RDI forecast for 2023 amounts to ARS717.557 billion with a real increase of 3.2% YoY. The boost comes from the investment projects component, which totals ARS489.252 billion and increases

<sup>1</sup> For the calculation of real variations, an average annual inflation rate of 76.1%, provided by the Secretariat of Economic Policy of the Ministry of Economy, is used.

<sup>2</sup> GDP amounts are those reported by the Secretariat of Economic Policy. For 2022: 81.755,642 and for 2023: 147.171,896 (in billions of current ARS).

15.0% YoY with respect to the execution projection for fiscal year 2022. On the other hand, the capital goods procurement component, totaling ARS228.305 billion, is expected to fall 15.3% YoY.

**Table 2. Real Direct Investment**

2022 and 2023, in millions of ARS, % of nominal variation and % of real variation YoY

Concept	2022	2023	Nom. var. % YoY	Real var. % YoY
Investment projects	241,698	489,252	102.4	15.0
Capital Goods procurement	153,028	228,305	49.2	-15.3
<b>Total</b>	<b>394,725</b>	<b>717,557</b>	<b>81.8</b>	<b>3.2</b>

SOURCE: OPC based on 2023 Budget Bill.

## Investment Projects

The Budget Bill includes 1,561 investment projects for 2023 for a total of ARS489.252 billion. Almost half of this budget is allocated to 20 projects, which are detailed in Table 3.

**Table 3. Top 20 Investment Projects**

2023, in millions of ARS

Entity	Project	Province	2023
Ministry of Public Works	Construction and Rehabilitation of Urban Corridors in the Buenos Aires Metropolitan Area ("MAS" Program, Stage III).	Buenos Aires	37,300
National Directorate of Roads	Maintenance by Administration and Emergency Services on different routes.	Various	25,671
Ministry of Transportation	Track and Corridor Renewal of the General Belgrano Cargas Railroad (CDB S/N)	Various	23,156
National Atomic Energy Commission	Construction of CAREM Low Power Reactor - Phase II	Buenos Aires	18,779
National Directorate of Roads	Construction of National Route 33 RUFINO - ROSARIO Highway, Section: RUFINO - ROSARIO.	Santa Fe	14,451
National Atomic Energy Commission	Construction of RA-10 Reactor	Buenos Aires	9,914
Ministry of Transportation	Comprehensive Renovation of the M FFCC Belgrano Sur Branch Line - Section Tapiales - Marinos del Crucero General Belgrano (CAF 11175)	Buenos Aires	8,026
National Directorate of Roads	National Route 33 Rufino - San Eduardo Highway.	Santa Fe	7,795
Ministry of Public Works	MAS Program, AMBA - Stage IV - Construction and Rehabilitation of Urban Corridors in the Buenos Aires Metropolitan Area.	Buenos Aires	7,524
National Directorate of Roads	Northwest Corridor: Highway NR 66 Access to Salta - San Pedro de Jujuy - Int. NR 1V66 - Int. PR 9.- GROUP 3 (BIRF 8810)	Jujuy and Salta	7,151
National Directorate of Roads	Construction of collector roads on National Route N 7 Luján - Junín Highway, San Andrés de Giles - Chacabuco section.	Buenos Aires	6,891
National Directorate of Roads	National Route 19 San Francisco - Córdoba Highway (IDB 3836 OC-AR)	Córdoba	6,669
Ministry of Public Works	Construction of San Javier Aqueduct - San Javier - Tostado Stage.	Santa Fe	5,995
Ministry of Transportation	Improvement of the General Roca Railroad - Constitución - La Plata Branch (IDB No. 2982/OC-AR - IDB No. 5320/OC-AR)	Interprovincial	5,894
National Directorate of Roads	Maintenance and Support Services Works (OMSA) in the H5 Road Corridor.	Buenos Aires	5,788

Ministry of Transportation	Definition of the Beta Zone Opening Trace of the Punta Indio Channel.	National	5,000
Ministry of Public Works	Construction and Rehabilitation of Urban Corridors in the Buenos Aires Metropolitan Area - MAS Program - Stage II	Buenos Aires	4,994
Ministry of Transportation	Viaduct Elevation, Extension of Railroad Laying and Construction of New Terminal Station Constitución - Belgrano Sur.	Autonomous City of Buenos Aires	4,865
National Directorate of Roads	National Route 73	La Rioja	4,796
National Directorate of Roads	Third Lane on National Route 9, Section: Rosario (Int. NR A008) - Rosario (Int. NR A012), Section: Km 297 - Km 314.08	Santa Fe	4,728
Subtotal	20 projects	Various	215,387
Others	1,541 projects		273,866
<b>Total</b>	<b>1,561</b>		<b>489,252</b>

SOURCE: OPC based on 2023 Budget Bill.

The schedules attached to Section 11 of the Budget Bill include new works with multi-year impact for the authorization of their contracting under the terms of Section 15 of Law 24,156 of the Financial Administration and Control Systems of the National Public Sector. These schedules include 743 new works for an amount of ARS1.568,106 billion, of which ARS796.936 billion are for 2023, ARS808.091 billion for 2024, ARS489.252 billion for 2025 and ARS73.827 billion for other years.

The most important works in terms of their total cost are the rehabilitation of the San Martín Railroad (IDB No. 4265/OC-AR) (ARS115.687 billion) under the Ministry of Transportation, the construction of National Routes 11 and 12, new route between Resistencia (Chaco) and Corrientes (Corrientes) (ARS98.438 billion) under the National Directorate of Roads and the definition of the 143,900 km Beta Zone Opening Trace of the Punta Indio Channel, from El Codillo, up to the 12 m isobath - Río de la Plata - Argentina, under the Ministry of Transportation (ARS44.159 billion).

**Table 4. Works with impact on future fiscal years by entity**

2023, in number of works and in millions of ARS

Entity	In number	In millions of ARS		
	Works	2023	Other years	Total
Ministry of Public Works	584	165,626	1,117,193	1,282,819
Ministry of Transportation	11	12,244	170,608	182,853
Ministry of Economy	42	5,762	32,150	37,913
Ministry of Tourism and Sports	14	1,561	15,566	17,127
Ministry of Environment and Sustainable Development	17	3,950	10,802	14,752
Ministry of Social Development	4	2,286	7,661	9,946
Judicial Branch	28	1,935	7,307	9,242
Ministry of Labor, Employment and Social Security	15	1,231	2,609	3,841
Ministry of Defense	4	249	3,261	3,510
Ministry of Internal Affairs	2	500	1,377	1,877
Ministry of Education	4	435	782	1,217
Presidency of the Nation	1	447	653	1,100

Ministry of Culture	1	400	435	835
Ministry of Health	10	148	262	409
Ministry of Security	2	67	270	337
Public Prosecutor's Office	4	95	232	327
<b>Total</b>	<b>743</b>	<b>196,936</b>	<b>1,371,169</b>	<b>1,568,106</b>

SOURCE: OPC based on 2023 Budget Bill.

### Capital goods procurement

The 2023 budget for the procurement of capital goods amounts to ARS228.305 billion and shows a real decrease of 15.3% YoY with respect to the projection for the closing of the current fiscal year. Forty percent of the total allocated is for the Ministry of Education, with the purpose of acquiring technological equipment for the access to educational contents within the framework of the *Conectar Igualdad* Program. The distribution of 1,000,000 computers and the provision of connectivity to 51,402 schools is planned for next year.

**Table 5. Capital Goods Procurement by institutional sector**

2023, in millions of ARS

Institutional Sector	2023
<b>Ministry of Education</b>	<b>91,198</b>
Computer Equipment – <i>Conectar Igualdad</i> Program	78,746
Others	12,452
<b>Ministry of Defense</b>	<b>34,932</b>
Military and Security Equipment (FONDEF)	30,772
Others	4,160
<b>Ministry of Economy</b>	<b>15,945</b>
Machinery and equipment (IT, transportation, traction and lifting)	14,274
Others	1,671
<b>Ministry of Health</b>	<b>14,898</b>
Sanitary and Laboratory Equipment	13,808
Others	1,090
<b>Ministry of Security</b>	<b>12,052</b>
Machinery and equipment	6,924
Military and Security Equipment	4,508
Others	620
<b>Ministry of Public Works</b>	<b>11,817</b>
Transportation, traction and lifting equipment	5,578
Miscellaneous equipment	4,236
Others	2,003
<b>Ministry of Transportation</b>	<b>10,323</b>
Rolling stock - Roca Railroad (CBD No number)	7,306
Others	3,017
Others	37,140
<b>Total</b>	<b>228,305</b>

SOURCE: OPC based on 2023 Budget Bill.

The schedules attached to Section 11 of the Budget Bill include the authorization to procure goods and services with an impact on future fiscal years for a total amount of ARS369.598 billion, of which ARS47.591 billion are for 2023, ARS77.977 billion for 2024, ARS69.758 billion for 2025 and ARS174.272 billion for other years. Table 6 shows the most important:

**Table 6. Procurement of goods and services with impact on future years by entity**

2023, in millions of ARS

Entity	Goods and services procurement	In millions of ARS		
		2023	Other years	Total
General Staff of the Argentine Air Force	Acquisition of Multirole Fighter Aircraft.	10,387	199,889	210,276
Ministry of Transportation	Acquisition of rolling stock for the provision of railroad services on the Roca - AMBA Line.	5,211	43,128	48,339
Ministry of Security	Acquisition of OPV (OFFSHORE PATROL VESSEL) type ocean-going Coast Guard Vessels to increase maritime patrol capacity.	3,372	19,109	22,481
Ministry of Defense	Construction of a Polar Logistics Vessel, Ushuaia Naval Base, Province of Tierra del Fuego, Antarctica, and South Atlantic Islands.	6,923	5,903	12,826
General Staff of the Argentine Navy	Construction of a dock, related infrastructure and acquisition of machinery and equipment at the eastern tip of the Ushuaia Peninsula.	4,269	8,454	12,723
General Staff of the Argentine Army	(BM 382) Modernization of the Engineer System.	100	7,634	7,734
General Staff of the Argentine Navy	Construction of 12 and Repair of 3 Tugboats for Buenos Aires Naval Base, Mar del Plata Naval Base, Puerto Belgrano Naval Base and Ushuaia Naval Base (Province of Tierra del Fuego-Province of Buenos Aires).	2,630	4,682	7,312
Others		14,698	33,209	47,907
<b>Total</b>		<b>47,591</b>	<b>322,007</b>	<b>369,598</b>

SOURCE: OPC based on 2023 Budget Bill.

## Capital Transfers

Capital transfers (CT) will amount to ARS1,544.023 billion in 2023, which represents an increase of 5.5% YoY compared to the estimated for 2022. From the beneficiaries' point of view, those made to other institutions of the National Public Sector (government-owned enterprises and trust funds) and to provinces and municipalities stand out. Transfers to government-owned enterprises will increase 20.0% YoY, and transfers to provinces and municipalities will contract 20.1% YoY compared to the estimates for the end of the current fiscal year.



### Table 7. Capital Transfers by Recipient

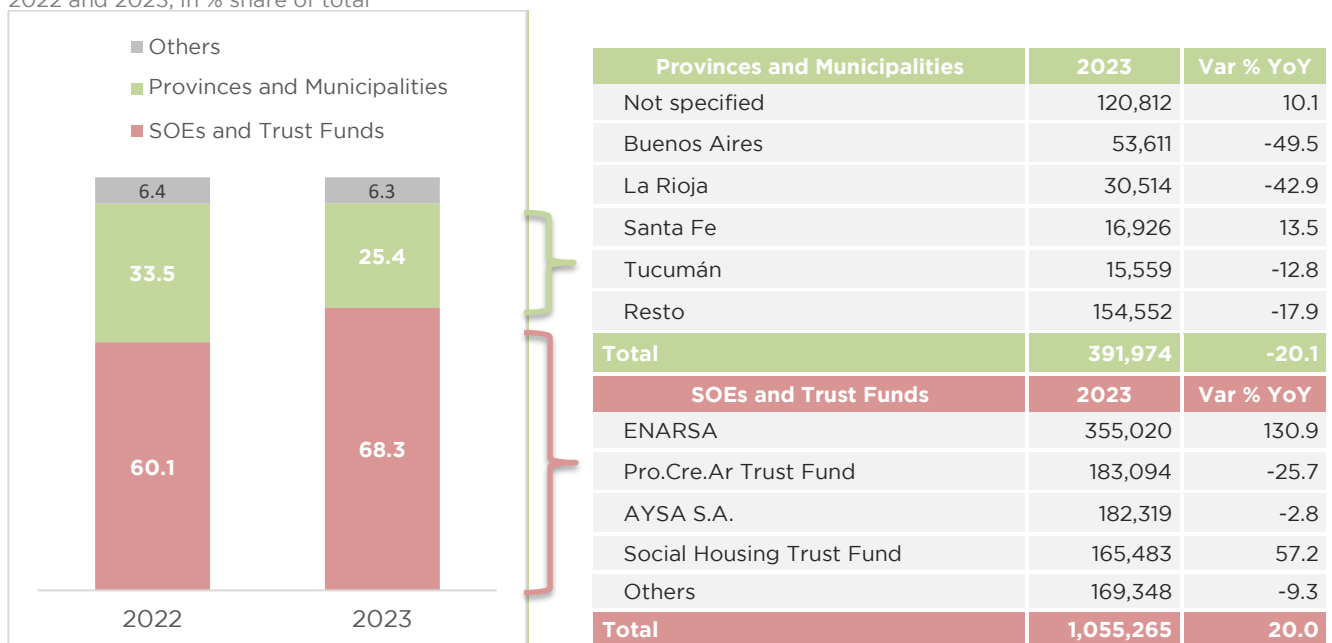
2022 and 2023, in millions of ARS, % de nominal variation and % of real variation YoY

Recipients	2022	2023	Nom. var. % YoY	Real var. % YoY
To Private Sector	34,685	83,958	142.1	37.5
To Family Units	189	231	21.9	-30.7
To Private Non-Profit Organizations	23,374	60,534	159.0	47.1
To Private Companies	11,121	23,193	108.5	18.5
Public Sector	791,177	1,456,933	84.1	4.6
To National Universities	13,275	9,694	-27.0	-58.5
To other NPS entities	499,519	1,055,265	111.3	20.0
To Provinces and Municipalities	278,483	391,974	40.8	-20.1
External Sector	5,170	3,132	-39.4	-65.6
<b>Total</b>	<b>831,032</b>	<b>1,544,023</b>	<b>85.8</b>	<b>5.5</b>

SOURCE: OPC based on 2023 Budget Bill.

### Figure 2. Recipients of Capital Transfers

2022 and 2023, in % share of total



SOURCE: OPC based on 2023 Budget Bill.

### Public Investment by function

For next year, six expenditure functions account for 85.6% of public investment allocations with the increase in Energy (75.1% YoY) standing out.

**Table 8. Public investment by function**

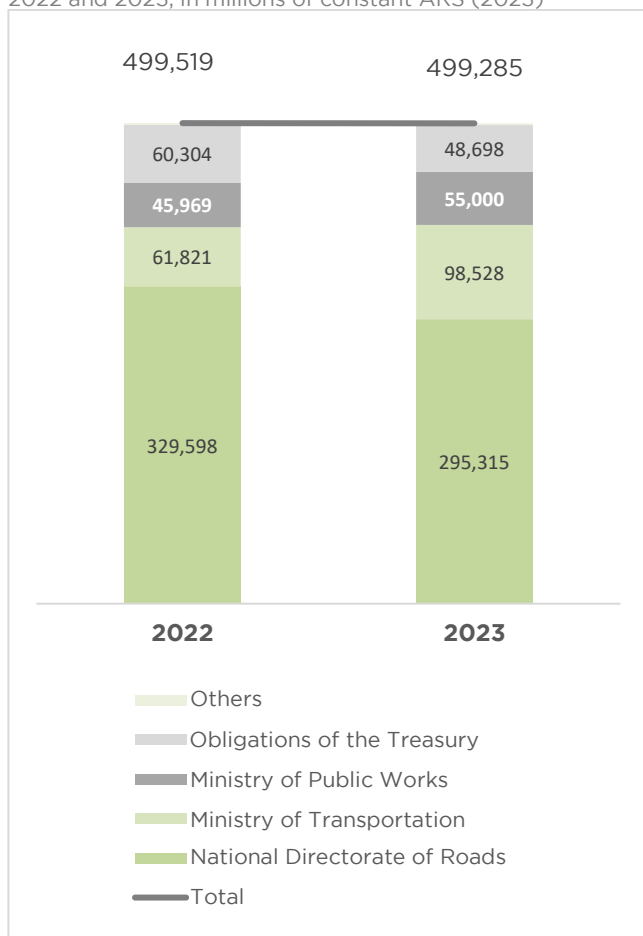
2021 and 2023, in millions of ARS, % of nominal var. and % of real var. YoY

Function	2022	2023	Nom.var. %	Real var. % YoY
Transportation	283,714	499,285	76.0	0.0
Housing and Urban development	255,963	418,948	63.7	-7.0
Energy, Fuel and Mining	131,274	404,685	208.3	75.1
Potable Water and Sewerage	160,610	298,880	86.1	5.7
Education and Culture	110,304	208,388	88.9	7.3
Science and Technology	55,298	105,981	91.7	8.9
Others	228,694	325,413	42.3	-19.2
<b>Total</b>	<b>1,225,858</b>	<b>2,261,580</b>	<b>84.5</b>	<b>4.8</b>

SOURCE: OPC based on 2023 Budget Bill.

**Figure 3. Public Investment in Transportation**

2022 and 2023, in millions of constant ARS (2023)

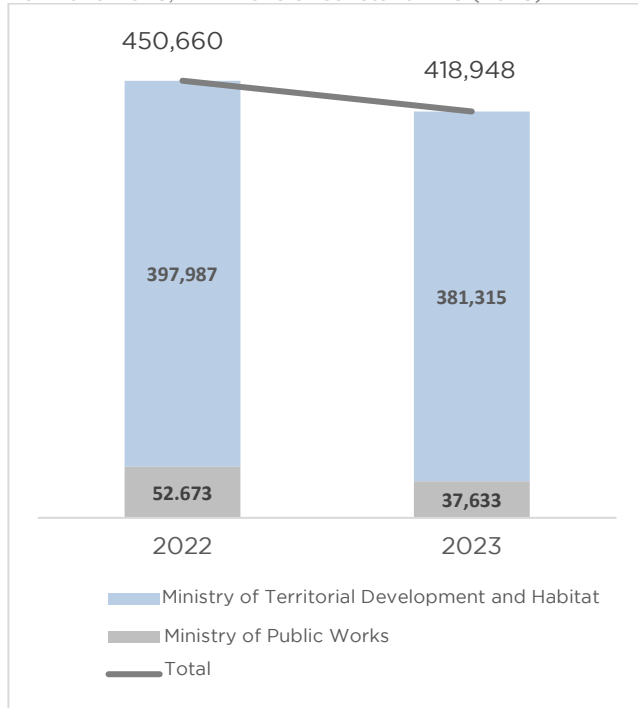


SOURCE: OPC based on 2023 Budget Bill.

Main items	2023	Real var. % YoY
Construction of highways <ul style="list-style-type: none"> <li>• 261 km constructed</li> <li>• 1,192 km under construction</li> </ul>	104,463	119.8
Infrastructure for Transportation and Sustainable Mobility	55,000	219.2
Execution of Network Maintenance and Rehabilitation Works by Administration	50,198	-5.3
Financial Assistance to SOEs (mainly ADIF) <ul style="list-style-type: none"> <li>• Modernization of Passenger Rail Transportation in Buenos Aires - Mitre Line</li> <li>• Modernization of Passenger Rail Transport in BA - Belgrano Sur Line</li> <li>• Construction of the Añelo Rail Yard - Stage 1 - Neuquén - General Roca Line.</li> </ul>	46,158	1,317.3
Transportation Infrastructure	40,444	43.0
Freight Rail Infrastructure	23,985	197.1
Others	179,037	-47.7
<b>Total</b>	<b>499,285</b>	<b>0.0</b>

### Figure 4. Public Investment in Housing and Urban Development

2022 and 2023, in millions of constant ARS (2023)

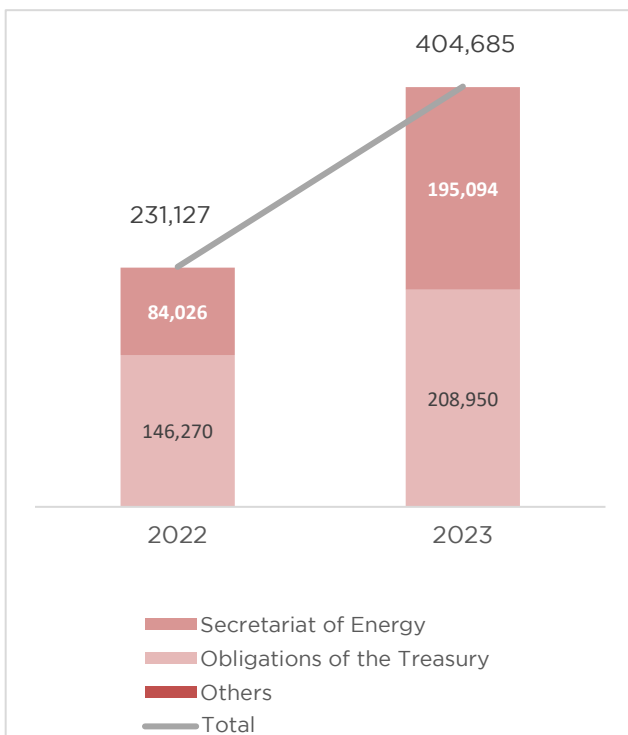


Main items	2023	Real var. % YoY
Pro.Cre.Ar Trust Fund • 30,026 houses completed	183,094	-25.7
Social Housing Trust Fund • 47,436 houses completed	165,483	57.2
Urban Infrastructure Development - <i>Argentina Hace Plan</i>	25,000	-30.2
Support for the Construction of Public Parks	5,093	
Municipal Infrastructure Development	5,011	
Support for Community Infrastructure in Low-Income Neighborhoods during the Emergency.	1,639	
Others	33,628	-27.5
<b>Total</b>	<b>418,948</b>	<b>-7.0</b>

SOURCE: OPC based on 2023 Budget Bill.

### Figure 5. Public Investment in Energy, Fuel and Mining

2022 and 2023, in millions of constant ARS (2023)

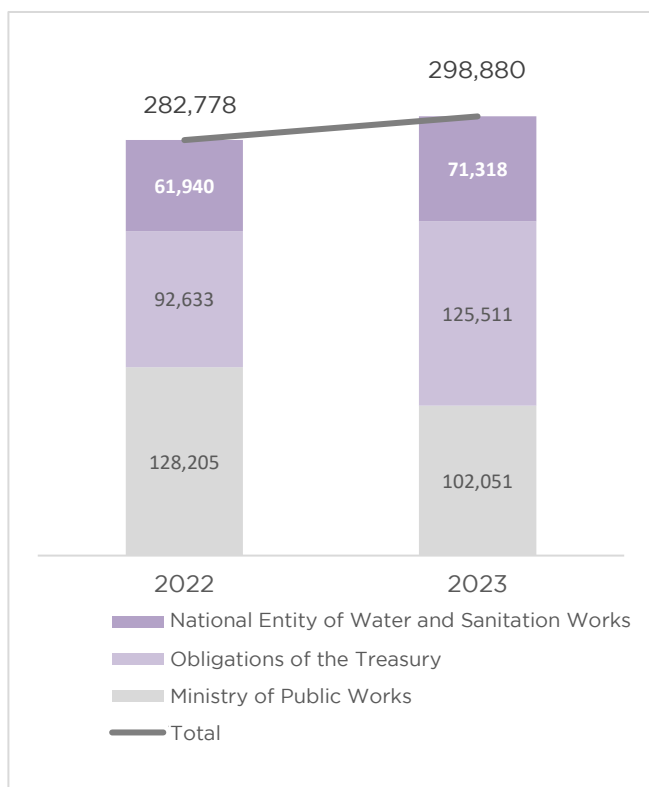


Main items	2023	Real var. % YoY
Financial Assistance to ENARSA • Construction of the Néstor Kirchner Gas Pipeline. • Construction of Kirchner - Cepernic Hydroelectric Developments. • Completion of the Gas Pipeline of Northeastern Argentina (GNEA).	355,020	130.9
Financial Assistance to Nucleoeléctrica Argentina S.A.	10,300	225.0
Financial Assistance to Yacimientos Carboníferos de Río Turbio	6,750	-36.1
Formulation and Execution of Hydrocarbon Policy	15,033	-22.0
Formulation and Execution of the Electric Energy Policy	10,663	0.0
Others	6,920	-79.5
<b>Total</b>	<b>404,685</b>	<b>75.1</b>

SOURCE: OPC based on 2023 Budget Bill. National Public Investment Plan

**Figure 6. Public Investment in Potable Water and Sewerage**

2022 and 2023, in millions of constant ARS (2023)

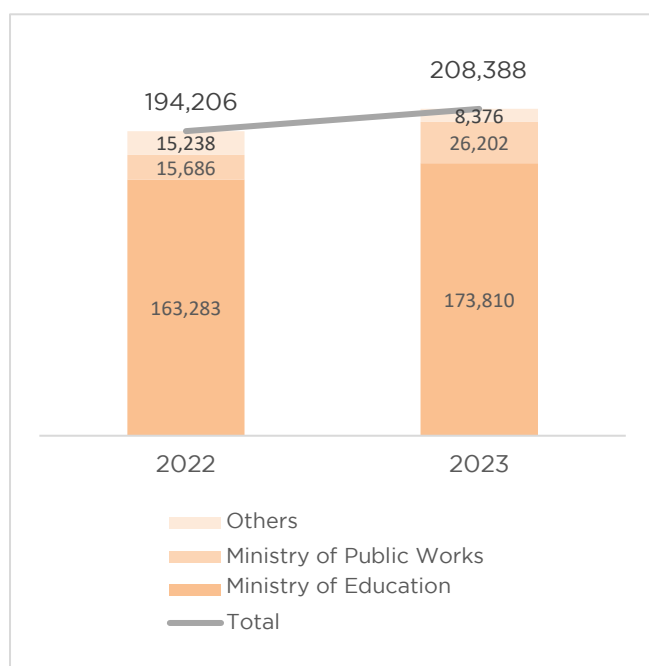


Main items	2023	Real var. % YoY
Financial assistance to AYSA S.A.		
<ul style="list-style-type: none"> <li>Construction of the Berazategui Outfall</li> <li>Expansion of the Las Catonas Sewage Treatment Plant in the district of Moreno</li> <li>Construction of the South Subterranean River, Section I, from the General Belgrano Plant to the Lomas de Zamora Lifting Station</li> <li>Expansion of the Belgrano Potable Water Treatment Plant (Bernal)</li> </ul>	168,674	4.8
Technical-Financial Assistance and Development of Sanitation Infrastructure	71,318	60.0
Hydraulic Infrastructure	58,886	-1.5
Others	2	-100.0
<b>Total</b>	<b>298,880</b>	<b>5.7</b>

SOURCE: OPC based on 2023 Budget Bill. National Public Investment Plan

**Figure 7. Public Investment in Education and Culture**

2022 and 2023, in millions of constant ARS (2023)

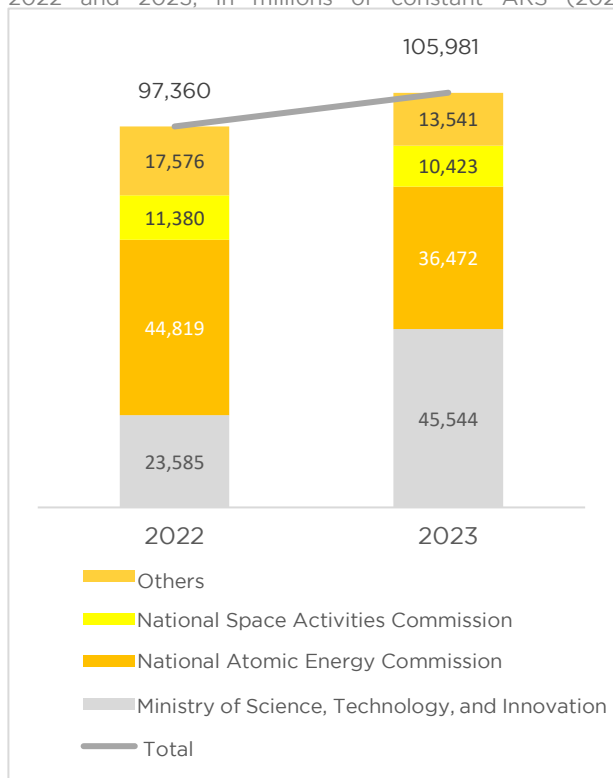


Main items	2023	Real var. % YoY
<i>Conectar Igualdad</i>		
<ul style="list-style-type: none"> <li>distribution of 1.000.000 netbooks</li> <li>connectivity in 51,402 educational establishments</li> </ul>	78,746	-5.7
Strengthening of kindergartens' buildings.		
<ul style="list-style-type: none"> <li>Construction of 440 classrooms</li> <li>Equipment for 155 classrooms</li> </ul>	37,403	34.4
School infrastructure and equipment		
<ul style="list-style-type: none"> <li>Construction of 490 classrooms</li> <li>Equipment for 140 classrooms</li> </ul>	33,907	27.0
Development of Knowledge Infrastructure	22,906	86.5
Innovation and Development of Technological Training	18,430	41.3
Others	16,996	-44.9
<b>Total</b>	<b>208,388</b>	<b>7.3</b>

SOURCE: OPC based on 2023 Budget Bill.

### Figure 8. Public Investment in Science and Technology

2022 and 2023, in millions of constant ARS (2023)



Main items	2023	Real var. % YoY
Federalization of Science, Technology, and Innovation Policies	40,598	143.6
Construction of CAREM Low Power Reactor - Phase II	18,779	-24.8
Developments and Supplies for Nuclear Energy	10,457	-32.0
Generation of Complete Space Information Cycles	6,034	-31.1
Research and Development of Means of Access to Space	4,389	68.9
Financing from International Organizations for Scientific and Technological Development	3,240	63.2
Others	22,485	-16.8
<b>Total</b>	<b>105,981</b>	<b>8.9</b>

SOURCE: OPC based on 2023 Budget Bill.

### Public Investment by region

The 2023 Budget Bill projects that 40.1% of public investment will be concentrated in non-specified regions and 36.9% in the Pampas region. Patagonia region shows a positive real YoY variation of 47.7%, and the Pampas region a fall of 19.5% YoY.

### Table 9. Public Investment by region<sup>3</sup>

2022 and 2023, in millions of ARS, nominal variation % and YoY real variation %

Region	2022	2023	Nominal Var. %	YoY Real var. %
PAMPAS	584,458	834,556	42.8	-19.5
NORTHWEST	89,638	234,827	162.0	47.7
PATAGONIA	90,219	161,105	78.6	0.7
NORTHEAST	48,106	80,162	66.6	-6.1
CUYO	27,393	43,119	57.4	-11.3
Non-specified (*)	386,045	907,811	135.2	32.5
<b>Total</b>	<b>1,225,858</b>	<b>2,261,580</b>	<b>84.5</b>	<b>4.0</b>

(\*) Includes PI with Interprovincial, National, Binational and Unclassified region.

SOURCE: OPC based on 2023 Budget Bill. National Public Investment Plan

Under the National Public Investment Plan for 2023, in the Pampas Region the most important investments include the CAREM low power reactor, the construction and rehabilitation of Urban

<sup>3</sup> See Annexes for details by province.

Corridors in the Greater Buenos Aires area (MAS Program) and the construction of highway sections on National Route 33 in the Rufino - Rosario corridor.

In the Northwestern Region, the renovation of tracks and the General Belgrano Railroad Corridor, the expansion and optimization of the Wastewater Treatment Plant in the City of Salta, and the construction of the Vipos Aqueduct in the Province of Tucumán stand out.

In the Patagonia Region, the Kirchner-Cepernic hydroelectric developments on the Santa Cruz River, the Chihuido I multipurpose development, and the construction of a container and Antarctic logistics dock in Ushuaia, among others, stand out.

In the Northeastern Region, the remodeling and extension of sewage collectors and the construction of a sewage treatment plant in Corrientes, the construction of a bridge between National Routes 11 and 12 (connecting the cities of Resistencia and Corrientes), the construction of sewage drains in the Province of Misiones and the construction of the second aqueduct in the Province of Chaco, among others, stand out.

The draft budget prepared by the Executive Branch proposes the creation of the Infrastructure Initiative for the Development of the Bi-Oceanic Corridor of the Argentine "Norte Grande", with the purpose of prioritizing public investment projects that will continue to improve the basic infrastructure in one of the regions with the lowest relative development in the country. The 2023 Budget Bill prioritized investment projects for the Norte Grande for ARS249.583 billion.

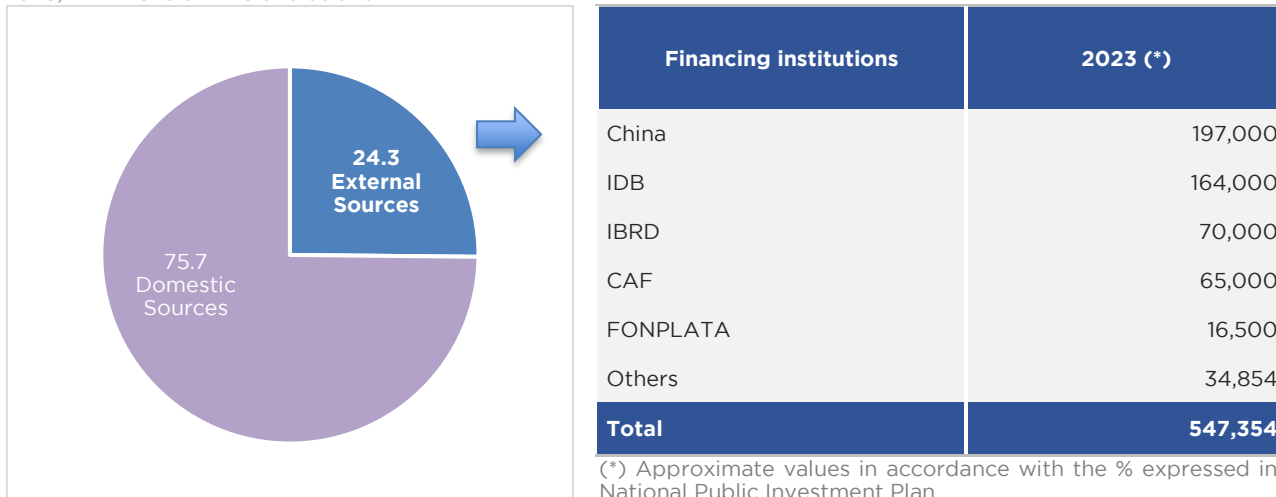
Finally, the investment without a specified region concentrates national and interprovincial initiatives, mainly for housing actions (*Casa Propia* initiative and PROCREAR Trust Fund) as well as for the construction of the first stage of the Néstor Kirchner Gas Pipeline. It also includes expenditures of public transportation, potable water, and sanitation state-owned enterprises.

## Public Investment by financing source

Under the 2023 Budget Bill, the funds come mostly from domestic sources (ARS1,710.992 billion, 75.7% of the total), among which the National Treasury with ARS1,436.979 billion stands out. The remaining 24.3% is financed from external sources (ARS550.588 billion), with the China Development Bank (CDB) and the Inter-American Development Bank (IDB) as the most important financing institutions.

**Figure 9. Public investment by source. Recipients and financing institutions**

2023, in millions of ARS and as a %



SOURCE: OPC based on 2023 Budget Bill. National Public Investment Plan

Among the projects to be financed with external sources are the construction the Kirchner-Cepernic hydroelectric projects (China Development Bank - CDB -), the gas pipeline works for the second stage of Transport.ar (Bank of China), the renewal of tracks of the Belgrano Cargas Railroad (CDB), the transfers to AySA for works in the Riachuelo System (IBRD), the Project for the Modernization of Rail Transportation on the Mitre Line (IBRD), the renewal of branches of the Belgrano Sur Railroad (CAF) and the acquisition of rolling stock for the provision of railroad services on the Roca Line (CDB), among others.

## National Public Sector Investment

The budgeted consolidated NPS<sup>4</sup> investment for 2023 amounts to ARS2,274.043 billion, whereas the closing projection for the current fiscal year totals ARS1,208.597 billion. This means that in both years the same proportion with respect to GDP would be maintained (1.5%), although the composition between the Central Administration investment (0.9% to 0.8%) and that of the SOEs (0.3% to 0.5%) will vary.

**Table 10. National Public Sector Investment**

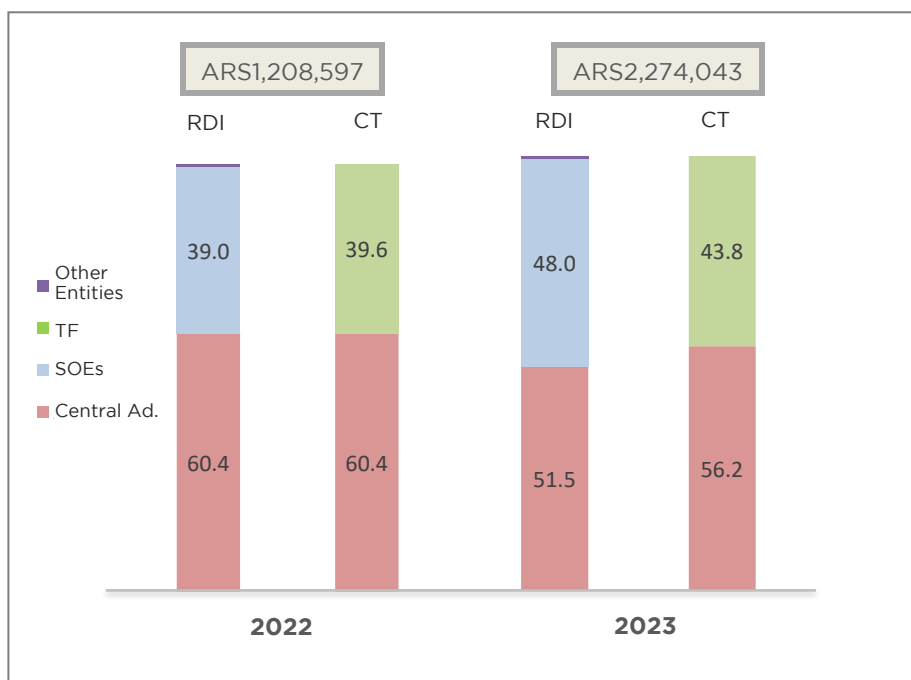
2022 and 2023, in millions of ARS and as a % of GDP

Concept	2022					2023				
	Central Adm.	Rest of NPS			TOTAL NPS	Central Adm.	Rest of NPS			TOTAL NPS
		SOEs	Trust Funds	Other Entities			SOEs	Trust Funds	Other Entities	
<b>In millions of ARS</b>										
<b>Public Investment</b>	<b>729,725</b>	<b>254,936</b>	<b>220,032</b>	<b>3,904</b>	<b>1,208.597</b>	<b>1,213.049</b>	<b>668.810</b>	<b>385.718</b>	<b>6,466</b>	<b>2,274.043</b>
Real Direct Investment	394,725	254,936	37.5	3,904	653,602	717,557	668,810	54.9	6,466	1,392,888
Capital Transfers	335,000	0	219,995	0	554,995	495,492	0	385,663	0	881,155
<b>As a % of GDP</b>										
<b>Public Investment</b>	<b>0.9</b>	<b>0.3</b>	<b>0.3</b>	<b>0.0</b>	<b>1.5</b>	<b>0.8</b>	<b>0.5</b>	<b>0.3</b>	<b>0.0</b>	<b>1.5</b>
Real Direct Investment	0.5	0.3	0.0	0.0	0.8	0.5	0.5	0.0	0.0	0.9
Capital Transfers	0.4	-	0.3	-	0.7	0.3	-	0.3	-	0.6

SOURCE: OPC based on 2023 Budget Bill.

**Figure 10. Composition of NPS investment by entity**

2022 and 2023 as % of total and in millions of ARS



Although NPS investment will remain constant in terms of GDP in 2022 and 2023 (1.5%), there is a change in its composition. State-owned enterprises would gain share within total real direct investment (39.0% to 48.0%) and trust funds will gain share within capital transfers (39.6% to 43.8%). In both cases, these increases would be to the detriment of the investment made by the Central Administration (60.4% to 53.3%).

SOURCE: OPC based on 2023 Budget Bill.

<sup>4</sup> The National Public Sector includes the Central Administration, State-owned Enterprises, Trust Funds and Other Entities.



**Table 11. Rest of the National Public Sector by subsector**

2023, in millions of ARS

Subsector	2023
<b>State-owned Enterprises</b>	<b>669,273</b>
Energías Argentinas S.A (ENARSA)	379,577
Agua y Saneamientos Argentinos SA (AYSA)	86,508
Administrador de Infraestructura Ferroviaria SA (ADIF)	57,631
Argentina Soluciones Satelitales (ARSAT)	34,565
Aerolíneas Argentina S.A.	31,185
Corredores Viales SE	22,540
Nucleoeléctrica Argentina S.A (NASA)	14,811
Operadora Ferroviaria SE (OFSE)	10,200
Yacimientos Carboníferos Río Turbio (YCRT)	6,750
Empresa Argentina de Navegación Aérea (EANA)	5,540
Others	19,966
<b>Trust Funds</b>	<b>472,378</b>
Social Housing	165,483
Transportation Infrastructure System	85,501
Pro.Cre.Ar	82,716
Socio-urban integration	58,011
Water Infrastructure	49,907
Universal Service	14,406
Federal Electric Transportation	6,698
Others	9,658
<b>Other Entities</b>	<b>6,466</b>
PAMI (Comprehensive Medical Attention Program)	4,016
AFIP (Federal Administration of Public Revenues)	2,000
Others	450
<b>Total rest of NPS</b>	<b>1,148,118</b>

SOURCE: OPC based on 2023 Budget Bill.

## Methodological aspects

- For the purposes of this report, Public Investment is understood as the combination of Real Direct Investment (RDI) and Capital Transfers (CT), the main components of capital expenditure. RDI is composed of expenditures for the procurement or production of capital goods. Expenditure for procurement involves finished capital goods, the purchase of which is made from third parties and then acquired by the executing unit, and it is referred to as the procurement of capital goods. The production of capital goods is carried out directly by the executing unit of the public sector or through a contractor, and it is called an investment project. On the other hand, CTs are expenditures without consideration, with the purpose that the different beneficiaries, whether public, private, or external economic agents, capitalize through real or financial investments.
- This Report refers to the National Government, whose budget is approved by the National Congress through a law. The National Government includes the Central Administration, Decentralized Agencies and Social Security Institutions.
- The section on public investment of the National Public Sector includes the Central Administration, State-owned Enterprises, Trust Funds and Other Entities.
- The data used in the preparation of this report come from the Budget Bill for fiscal year 2023 and the National Public Investment Plan 2023-2025.
- For the calculation of real variations, the average annual inflation rate of 76.1%, provided by the Secretariat of Economic Policy of the Ministry of Economy, is used.
- GDP amounts are those reported by the Secretariat of Economic Policy of the Ministry of Economy. For 2022: 81,755,642 and for 2023: 147,171,896 (in millions of current ARS).

## Annexes

**Table 12. Public investment by component and by province**

2023, in millions of ARS

Province	RDI	CT	Total PI
Autonomous City of Buenos Aires	182,148	159,793	341,941
Buenos Aires	201,144	140,794	341,938
Santa Cruz	3,925	176,469	180,394
Santa Fe	61,427	18,144	79,571
La Rioja	17,133	30,643	47,776
Córdoba	20,529	12,860	33,389
Tucumán	14,268	15,852	30,120
Salta	15,701	13,128	28,829
Chaco	11,162	15,125	26,286
Entre Ríos	14,988	10,408	25,396
Santiago del Estero	8,363	15,807	24,170
Mendoza	15,524	7,162	22,686
Neuquén	4,936	15,119	20,055
Misiones	8,189	10,558	18,746
Corrientes	7,622	10,368	17,990
Formosa	6,141	10,999	17,140
Catamarca	5,582	10,766	16,348
Chubut	7,986	6,384	14,370
Jujuy	9,666	4,197	13,862
La Pampa	8,469	3,851	12,320
Río Negro	7,865	4,159	12,024
San Luis	7,546	2,796	10,342
San Juan	5,598	4,494	10,091
Tierra del Fuego	1,646	6,337	7,984
Non-specified region (*)	70,001	837,810	907,811
<b>Total</b>	<b>717,557</b>	<b>1,544,023</b>	<b>2,261,580</b>

(\*) Includes PI with Interprovincial, National, Binational and Unclassified region.

SOURCE: OPC based on 2023 Budget Bill.

**Table 13. Main investment projects by province**

2023, in millions of ARS

Province	2023
<b>Buenos Aires</b>	<b>185,914</b>
Construction and rehabilitation of Urban Corridors in the Greater Buenos Aires area (MAS Program, Stage III)	37,300
Construction of CAREM Low Power Reactor – Phase II	18,779
Construction of RA-10 Reactor	9,914
Others	119,921
<b>Santa Fe</b>	<b>60,101</b>
Construction of National Route 33 Rufino-Rosario Highway, Section: Rufino-Rosario	14,451
Renovation of Track and Corridor of the General Belgrano Cargas Railway (CDB S/N)	11,251
National Route 33 Rufino - San Eduardo Highway	7,795
Resto	26,604
<b>Córdoba</b>	<b>19,795</b>
National Route 19 San Francisco – Córdoba Highway (IDB 3836 OC-AR)	3,485
Construction of Highway on National Route 158 By-pass, Section: National Route 9 - Provincial Route 2	1,685
Construction of Wastewater Treatment Plant	996
Others	13,629
<b>La Rioja</b>	<b>16,455</b>
National Route 73	4,796
Maintenance by Administration and Emergency Services on different Routes	4,339
National Route 76 - Quebrada Santo Domingo Pircas Negras - La Rioja Section	1,928
Others	5,391
<b>Salta</b>	<b>15,304</b>
Renovation of Tracks and Corridor of the General Belgrano Cargas Railroad (CDB/no number)	7,011
Surfacing NR 51 Section: S A de los Cobres - P° de Sico Section: Campo Amarillo - P° de Sico -Sub-Section 2	1,529
Bidding Project for Intake, Water Treatment Plant and Rivadavia Banda Sur Aqueduct - Province of Salta.	957
Others	5,807
<b>Mendoza</b>	<b>15,003</b>
Cristo Redentor System: National Route 7 Potrerillos – Uspallata Section. Provision and Instalation of Protection Systems	4,642
National Route 40 Mendoza - San Juan Highway	2,658
MALLA 313B - Road Recovery and Maintenance Works: NR 0040, Section: NR 143 (Pareditas) - Tunuyán and NR 0143	1,468
Others	6,235
<b>Río Negro</b>	<b>14,738</b>
Expansion of the sewage treatment plant, expansion of networks and renovation of existing sewage networks.	992
National Route 22 Chichinales – Arroyito Highway	820
Surfacing NR 23 - Valcheta - Sierra Colorada	703
Others	12,224
<b>Tucumán</b>	<b>14,037</b>

Construction of Vipos - Tucumán Aqueduct.	3,750
Reformulation of the south canal, section P.R. 301, mouth of the Salí river.	2,245
Construction of Collector Networks - Alderetes - Banda del Río Salí - Province of Tucumán (PAYS II - IDB 3451)	1,672
Others	6,370
<b>Autonomous City of Buenos Aires</b>	<b>13,497</b>
Viaduct Elevation, Extension of Railroad Laying and Construction of New Terminal Station Constitución - Belgrano Sur.	4,865
Comprehensive Renovation of the Belgrano Sur Railroad Branch Line - Tapiales - Marinos del Crucero General Belgrano (CAF 11175)	679
Rahabilitation of Patio Andaluz, Patio Rivadavia and Patio Lavaderos, Site Museum, Confeitería Del Molino Cultural Center.	540
Others	7,413
<b>Chaco</b>	<b>10,926</b>
Maintenance by Administration and Emergency Services on different Routes.	2,937
Renovation of Tracks and Corridor of the General Belgrano Cargas Railroad (CDB no number)	1,529
National Route 11 Highway	1,028
Others	5,432
<b>Jujuy</b>	<b>8,959</b>
NOA Corridor: Highway NR 66 Access to Salta - San Pedro de Jujuy - Int. NR 1V66 - Int. PR 9.- GROUP 3 (IBRD 8810)	6,405
Renovation of Track and Corridor of the General Belgrano Cargas Railroad (CDB no number)	1,032
Remodeling of the La Quiaca - Villazón Border Complex (FONPLATA 28/16)	416
Others	1,107
<b>Santiago del Estero</b>	<b>8,283</b>
Construction of Highway in National Route 9, Section: Santiago del Estero Capital - Access to Termas de Río Hondo, Section: km. 113	2,040
Capacity Expansion, Highway, National Route 9, Section: TERMAS de RIO HONDO (Prog. 1208,483) - Border with Tucumán.	1,614
Upgrade Maintenance, National Route 16, Section: Ltec/Chaco - Monte Quemado, Province of Santiago del Estero	1,529
Others	3,100
<b>La Pampa</b>	<b>8,182</b>
Colorado River Aqueduct and complementary works to the North of Santa Rosa La Pampa	2,831
Malla 137 - National Route 0151 - Province of La Pampa	1,278
Resurfacing work on National Route 5, Section: Anguil-Santa Rosa, Km 575 - Km 606.75, Province of Buenos Aires	1,134
Others	2,940
<b>Misiones</b>	<b>7,947</b>
Construction of Sewage Liquid Treatment System	3,242
Construction of highway on National Route 105, section: Intersection of N.R. 12 traffic Bypass- Intersection of N.R. 14 traffic circle (San José)	1,615
Maintenance by Administration and Emergency Services on different Routes	645
Others	2,446
<b>Chubut</b>	<b>7,841</b>
Malla 113 - Recovery and Maintenance Works on National Route 0040 - Province of Chubut (FONPLATA ARG-44/2019)	2,003
Maintenance by Administration and Emergency Services on different Routes	1,096
Construction of National Route 260; Section: intersection P.R. 51 - Border with Chile; Section I: Prog. 0.00 - Prog. 23.21.	722

Others	4,020
<b>Corrientes</b>	<b>7,406</b>
Road Construction - City of Resistencia on NR 11 and Corrientes City on NR 12	2,505
Surfacing of Provincial Route 126, Section: National Route 12 (Esquina) - Sauce (PR23), Section II: Provincial Route 53	1,230
Corrientes Urban Crossing	1,200
Others	2,470
<b>Entre Ríos</b>	<b>6,796</b>
Maintenance by Administration and Emergency Services on different Routes	5,682
National Route 18 Corridor Paraná - Concordia	1,219
Construction of National Route 18. Province of Entre Ríos	1,199
Others	-1,304
<b>San Luis</b>	<b>6,275</b>
Construction of East Aqueduct - San Luis	4,590
Maintenance by Administration and Emergency Services on different Routes	445
Duplication of roadway and surfacing of collector roads, Former National Route 8, Section: Beltway - Access to the City of Villa Mercedes.	379
Others	861
<b>Formosa</b>	<b>5,782</b>
National Route 11 Highway	2,234
Formosa Beltway, National Route 11, Section: Limit with the province of Chaco - NR 81 intersection, Section: KM 1178,00	818
Project and construction of highway on National Route 11. Section: National Route 81 intersection - Border with Paraguay	543
Others	2,186
<b>Catamarca</b>	<b>5,420</b>
Malla 441 - National Route 0038, Section: Catamarca Beltway Start - Catamarca/Tucumán Border - Province of Catamarca	1,119
Maintenance by Administration and Emergency Services on different Routes	941
Basic Work and Surfacing in Variant of Provincial Route 48, Section: Andalgala - Aconquija. Province of Catamarca. IDB/no number	821
Others	2,540
<b>San Juan</b>	<b>5,277</b>
Maintenance by Administration and Emergency Services on different Routes	1,701
National Route 40 Highway, Section: Mendoza / San Juan Interprovincial Highway - Intersection of South Access and Provincial Route 17	1,447
Duplication of roadway on National Route 40, Section: Border Mendoza / San Juan - Int. Provincial Route 179	762
Others	1,367
<b>Neuquén</b>	<b>4,630</b>
MALLA 131 - Recovery and Maintenance Works on Routes NR 0237, Section: Int. PR 27 - Bridge Limay Chico Stream and Route NR 0234	1,139
Maintenance by Administration and Emergency Services on different Routes	506
Road surface leveling and reconstruction of culverts in several sectors of National Route 237, Section: Access to El Chocon - Cda.	387
Others	2,597

<b>Santa Cruz</b>	<b>2,961</b>
Construction of minor works on National Route 3 Comodoro Rivadavia - Caleta Olivia Highway, Comodoro Rivadavia Section	1,155
Maintenance by Administration and Emergency Services on different Routes	686
Construction of Fire Sub-Central in El Chaltén - Los Glaciares National Park	168
Others	952
<b>Tierra del Fuego</b>	<b>1,444</b>
Maintenance by Administration and Emergency Services on different Routes	741
MALLA 603 - Recovery and Maintenance Works on Route NR 0003, Section: SAN SEBASTIAN - TOLHUIN, Province of Tierra del Fuego	147
Construction of basic works and surfacing of National Route 3, Section: Av Alem Intersection - Access to National Park	103
Others	453
<b>No region specified (*)</b>	<b>36,279</b>
Mejora Integral del Ferrocarril General Roca - Ramal Constitución - La Plata (BID N°2982/OC-AR - BID N°5320/OC-AR)	5,698
Definición Traza de Apertura de Zona Beta del Canal Punta Indio	4,904
Puesta en Valor Ferrocarril San Martín (BID N°4265/OC-AR)	4,602
Resto	21,074
<b>Total</b>	<b>489,252</b>

(\*) Includes PI with Interprovincial, National, Binational and Unclassified region.

SOURCE: OPC based on 2023 Budget Bill.

#### OPC Publications

The Argentine Congressional Budget Office was created by Law 27,343 to provide support to the Legislative Branch and deepen the understanding of issues involving public resources, democratizing knowledge and decision making. It is a technical office of fiscal analysis that produces reports open to the public.

This report does not contain binding recommendations.

[www.opc.gob.ar](http://www.opc.gob.ar)



Hipólito Yrigoyen 1628. Piso 10 (C1089aaf) CABA, Argentina.  
T. 54 11 4381 0682 / [contacto@opc.gob.ar](mailto:contacto@opc.gob.ar)  
[www.opc.gob.ar](http://www.opc.gob.ar)